

Milestone 1 Art and Design Knowledge Organiser PAINTING

Develop Ideas

Primary colours can be mixed to create secondary colours

Primary colours

■ Red

■ Blue

■ Yellow

Mixing colours

■ + ■ = ■ Purple

■ + ■ = ■ Orange

■ + ■ = ■ Green

Secondary colours

■ Purple

■ Orange

■ Green

kidspet.com.au



Master Techniques

Painting

You can make lots of different marks with a paint brush.




Tints, Tones and Shades

Tint— colour and white
 Tone— colour and grey
 Shade— colour and black



Take Inspiration From The Greats

Wassily Kandinsky



Jackson Pollock

| | |
|-----------|---|
| blend | Mixing and shading colours together. |
| clash | Colours that do not harmonise |
| cold | Colours with cold connections such as blue, white, green and grey |
| neutral | Black, white and grey |
| opaque | Solid colours that are difficult to see through |
| Primary | Yellow, red, blue these are the basic colours from which to mix all other colours |
| Secondary | Green (blue and yellow) orange (red and yellow) and violet (red and blue) produced by mixing pairs of primary colours |

Milestone 1 Art and Design Knowledge Organiser COLLAGE

Develop Ideas

Collecting materials and preparing paper



Master Techniques

Collage

Mix the media to create different effects



Ripping and tearing



Take Inspiration From The Greats



| | |
|-----------------|---|
| Impressionistic | Where the subjects are recognisable but not clearly defined, as in a photograph |
|-----------------|---|

| | |
|---------|---|
| Collage | 2D work made from a variety of materials pasted onto board or paper |
|---------|---|


Milestone 1 Art and Design Knowledge Organiser SCULPTURE

Develop Ideas

- Respond to ideas and starting points




- Explore different methods and materials



Master Techniques

Sculpture


Use techniques such as rolling, cutting, moulding and carving. Use techniques such as rolling, cutting, moulding and carving.



Take Inspiration From The Greats



Andy Goldsworthy




| | |
|-----------|--|
| Sculpture | 3D or relief work, which has been carved, cast, constructed or assembled |
|-----------|--|

Milestone 1 Art and Design Knowledge Organiser DRAWING

Develop Ideas

Drawing with different media


- Using pens. Pencils, charcoal.



Master Techniques


Drawing

- To make marks and explore possibilities of shapes and textures with the different drawing media.



MARK MAKING IDEAS

Take Inspiration From The Greats



Friedensreich Hundertwasser



Paul Klee

| | |
|-----------|--|
| Drawing | Either a sketch or a work of art in its own right, usually black and white pencil, charcoal, pastel or ink |
| Portrait | Art which whose the likeness of a person, usually head and shoulders, but sometimes the whole figure |
| Landscape | Pictures dealing with the open environment, often describing wide open spacious areas |

Milestone 1 Art and Design Knowledge Organiser PRINTING

Develop Ideas



Master Techniques

Printing



Printing using
polystyrene tiles




Marbling




Printing
using
natural
materials

Take Inspiration From The Greats



William Morris



Romero Britto

Pattern

Art, craft and design work where symmetry and balance play a big part in how the shapes and colours are arranged and repeated

Milestone 1 Art and Design Knowledge Organiser TEXTILES

Develop Ideas



Weaving

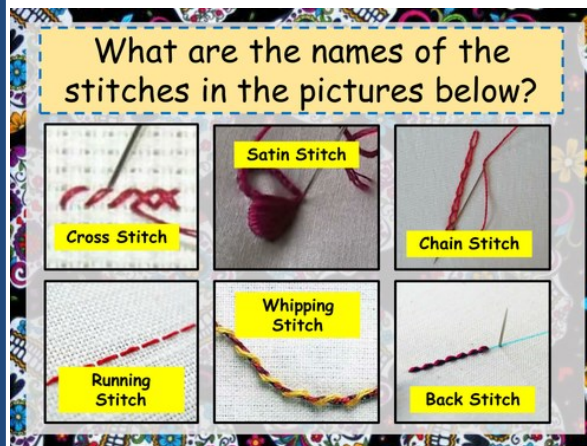
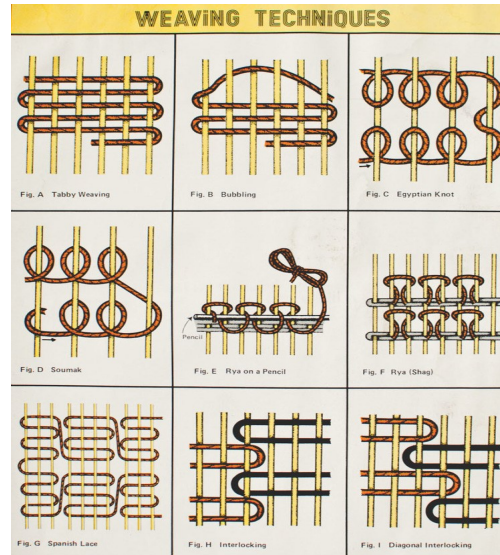
- paper
- String
- wool



Sewing

Master Techniques

Textiles



Take Inspiration From The Greats



Alexandra Kehayoglou

Argentine, b. 1982



Faig Ahmed


Design

Preliminary sketch or idea for a large work.

| | |
|---------|---|
| Natural | Colour that looks like the actual object, place, surface |
| Tone | Shade, tint, colour (dark or light). The effects of strong light on a subject |
| Shade | Technique using lines or marks to make an object look 3d or shadowy or partly lit |
| Shiny | Glossy, glowing, bright, polished, glittering, dazzling sparkling, flashing |

Milestone 1 Art and Design Knowledge Organiser DIGITAL ART

Develop Ideas

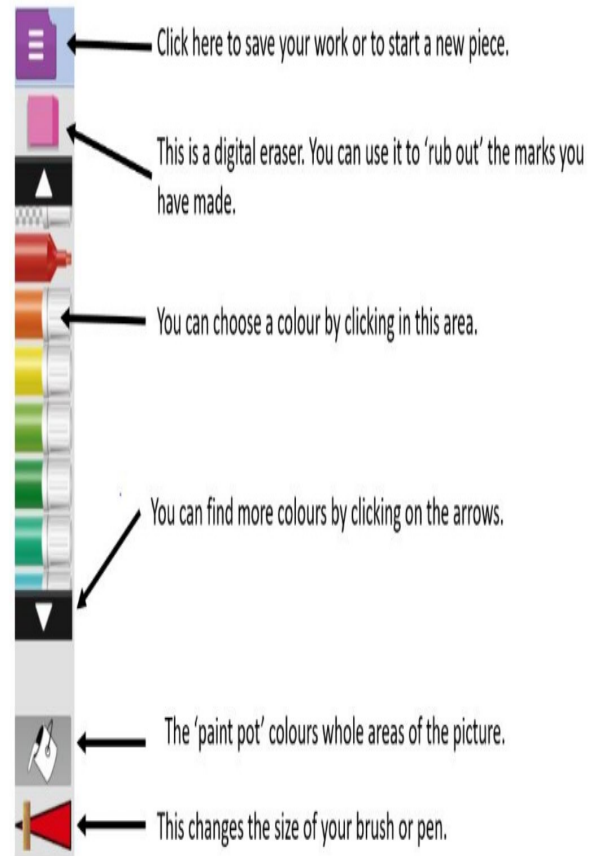


Using Purple Mash to
create pictures

Master Techniques


Digital Art

Now, you can have some fun seeing what you can paint:



Take Inspiration From The Greats

Seurat



Picasso

