

Milestone 3 Art and Design Knowledge Organiser PAINTING

Develop Ideas

Primary colours can be mixed to create secondary colours

- Combine colours, tones and tints to enhance the mood of a piece.
- Sketch (lightly) before painting to combine line and colour.
Create a colour palette based upon colours observed in the natural or built world.



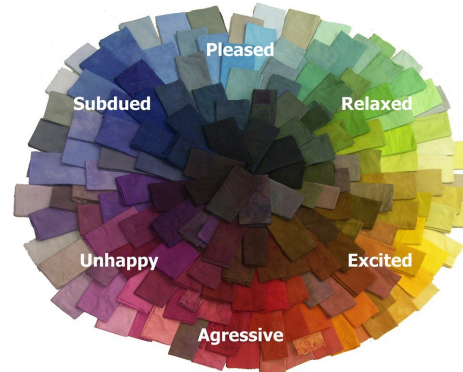
Master Techniques

Painting

Flat wash Variegated wash Graded wash



PASSIVE




ACTIVE

- Use the qualities of watercolour and acrylic paints to create visually interesting pieces.
- Use brush techniques and the qualities of paint to create texture.


Take Inspiration From The Greats

Surreal Painting

- Develop a personal style of painting, drawing upon ideas from other artists.



upon ideas from other artists.



Salvador Dali,
Rene Magritte &

Georgia O'Keeffe



Milestone 3 Art and Design Knowledge Organiser COLLAGE

Develop Ideas

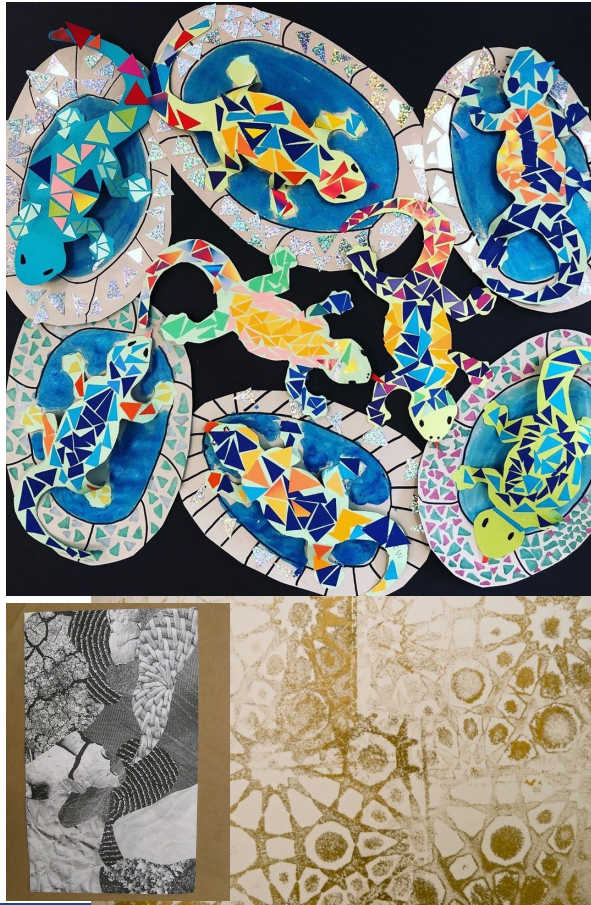
- Collecting materials and preparing paper
- Mix textures (rough and smooth, plain and patterned).



Master Techniques

Collage

- Combine visual and tactile qualities.
- Use ceramic mosaic materials and techniques.



Take Inspiration From The Greats

Van Gogh



Antoni Gaudi



Alma Thomas



Milestone 3 Art and Design Knowledge Organiser SCULPTURE


Develop Ideas

- Respond to ideas and starting points

Henry Moore was inspired by bones and skulls. He took inspiration from nature. Other artists also inspired him. Artists such as Pablo Picasso, Cezanne, Gauguin and Kandinsky.



- Explore different methods and materials
Wood, stone, bronze,
Clay or plaster



Master Techniques

Sculpture

Use techniques such as rolling, cutting, moulding and carving. Use techniques such as rolling, cutting, moulding and carving.

Henry Moore used the **technique of direct carving**



Benin Bronzes were created using the **lost wax casting method**.



Take Inspiration From The Greats

Anthony Gormley




Henry Moore



From the 1930s, Henry Moore began to make sculptures that explored both the inside and outside of objects. The sculptures are quite complicated, but by using drawing he could work out his ideas and how he could make the sculptures work, before actually creating them.

Benin Bronzes



Benin Bronzes were created by casting



Milestone 3 Art and Design Knowledge Organiser DRAWING

Develop Ideas

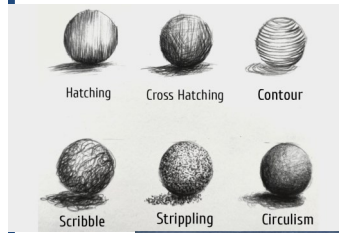
- Use a choice of techniques to depict movement, perspective, shadows and reflection.
- Choose a style of drawing suitable for the work (e.g. realistic or impressionistic).
- Use lines to represent movement.



Master Techniques

Drawing

- Use a variety of techniques to add interesting effects (e.g. reflections, shadows, direction of sunlight).



Take Inspiration From

The Greats

Henry Moore




Stephen Wiltshire



Milestone 3 Art and Design Knowledge Organiser PRINTING

Develop Ideas

- Build up layers of colours.
- Create an accurate pattern, showing fine detail.



Lino

Polystyrene printing tiles



Geli pads



Master Techniques

- Use a range of visual elements to reflect the purpose of the work.



Lino Printing



3D printing

Geli pads



Take Inspiration From

The Greats

Keith Haring

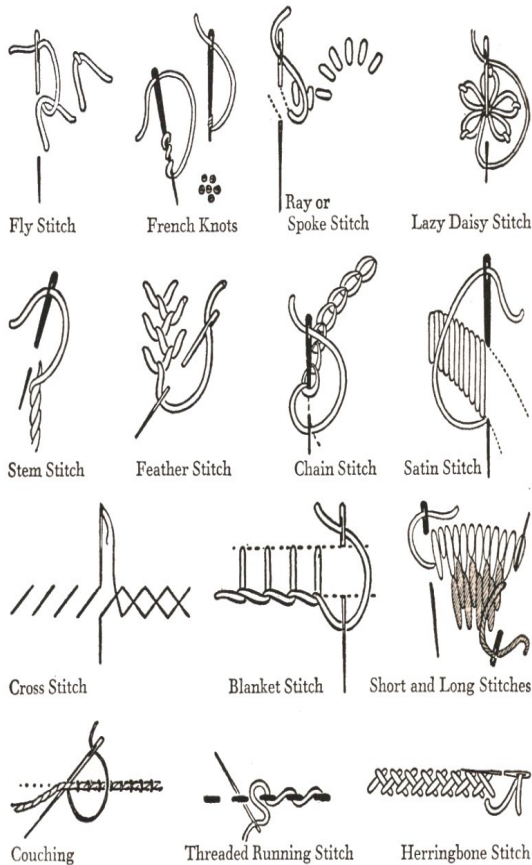


Joaquin Torres-Garcia

Milestone 3 Art and Design Knowledge Organiser TEXTILES

Develop Ideas


- Show precision in techniques.
- Choose from a range of stitching techniques.



Master Techniques

Textiles

- Combine previously learned techniques to create pieces.



Take Inspiration From

The Greats

Esther Mahlangu—South African

Artist




Philip Treacy—Milliners



Milestone 3 Art and Design Knowledge Organiser DIGITAL ART


Develop Ideas



Master Techniques



Digital Art

- Enhance digital media by editing (including sound, video, animation, still images and installations).



Take Inspiration From The Greats

David Hockney



Chuck
Close